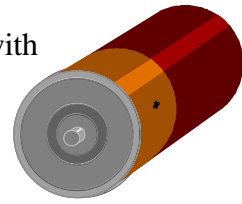
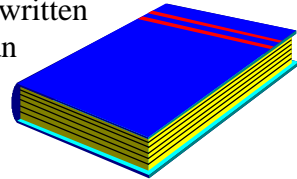


ViviCam 2750 – Helpful hints

- 1) **First. Charge your batteries.** Your new ViviCam 2750 is supplied with 4 AA Nickel-Metal Hydride (NiMH) rechargeable batteries. Charge them overnight for best performance. These NiMH rechargeable batteries should last for many charge cycles. If you would like to get started right away you can use four standard AA alkaline batteries.



- 2) **Read the Quick Start and Owners Manual.** These were carefully written to help you get the most out of your new camera. Advanced users can get started with the Quick Start. Newer users may prefer to read the Owner's Manual. You can read these while the batteries are charging.



If You are Having Difficulties. If your ViviCam 2750 does not appear to work properly, please....

DO NOT RETURN IT TO THE STORE - for technical assistance.

For technical assistance consult our website at www.vivitar.com.


You may also call our technical support line for assistance. (See other side)

Before you call, please...

- 1) Review the Owner's Manual and Quick Start guide.
- 2) Determine if your problem is related to your camera, or your computer connection.
 - Check the camera for basic operations.
 - Does it turn-on?
 - Can you take a picture, and review it on the LCD display?

If the camera operates, captures images, and displays images on the LCD, the camera is functioning correctly.

- If you cannot get your camera and PC to connect, please consult your PC manufacturer, or consult a local PC technician and have your serial (COM) ports checked. Our technical support staff can help you with your camera, but are not able to give expert advice regarding the configuration of your PC.



We offer toll-free technical support for thirty days. Technical Support is available 24 hours a day, 7 days a week. We offer free support for a period of 30 days, limited to three calls. You may reach technical support at (800)-532-3286. After thirty days, or three calls, you may obtain assistance by calling (949)-595-2199.

You may also obtain support via our website at www.vivitar.com. On our website we post driver updates, frequently asked questions, and other helpful information. There is also a knowledge-based help system to guide you through any problems and questions you may have.